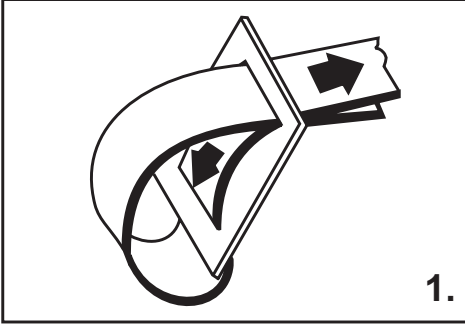
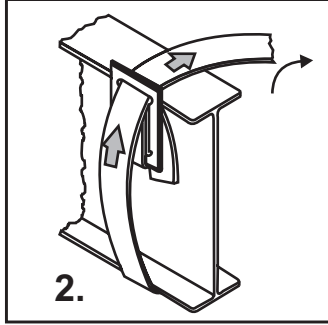


# FRAME TIE INSTALLATION INSTRUCTIONS

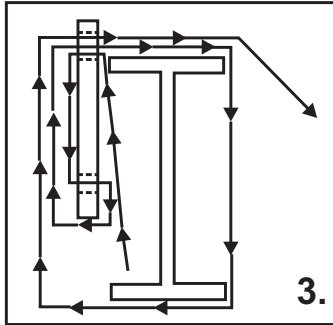
## Frame Tie With Buckle



1.



2.



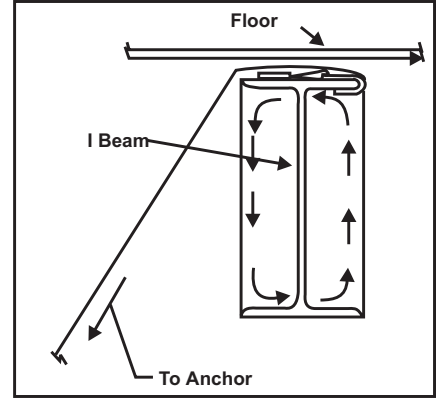
3.

Thread sufficient length of frame tie strap through buckle as shown.

Next, thread long end of strap between frame and floor of home. Bring strap through buckle as shown in diagram and fasten to anchor head.

Diagram showing strap in position around frame and through buckle. It is important to remove all slack from system.

## Frame Tie With Hook



### Enlarged View of Frame Beam

Attach Frame Clamp (Hook) inside top flange of home frame. Place strap between frame and home as shown in sketch. Pull strap tight and attach to anchor tension head.

2.

## FRAME TIE TO ANCHOR

